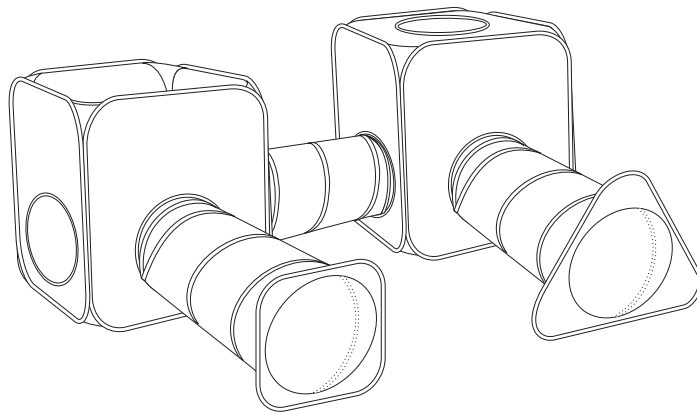




WWW.GIGATENT.COM

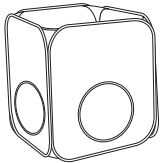
Mega cubes & tubes



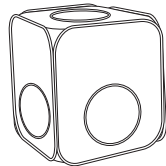
OWNER'S MANUAL

Assembly instructions

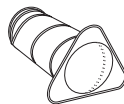
Includes



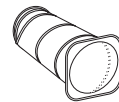
X 1



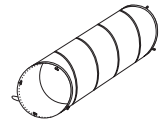
X 1



X 1



X 1

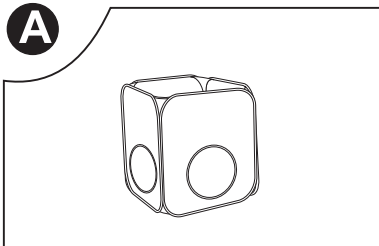


X 1

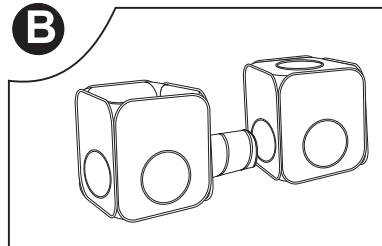
To set up the Cubes and tubes simply:

- A. Carefully remove the cubes and tubes from the carry bag.
- B. Toss it away from you, making sure that when it opens it will not hit any objects or people.
- C. The cubes are folded flat for packing so you must now unfold it by reaching into the fold and pulling out the corner that has been inverted.
- D. Pull this corner outward at the top and bottom of the frame and it will gradually POP into shape.
- E. Stand the cubes upright with the open roof facing up.(FIGURE A)
- F. Fully Open the tubes.
- G. Use the tube with no ends to attach the 2 cubes together using the loops and toggles. (FIGURE B)
- H. Attach the other 2 tubes using the loops and toggles to the front holes (FIGURE C)

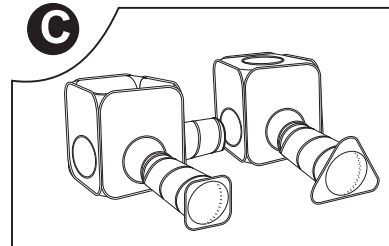
A



B



C



CARE INSTRUCTIONS

Wipe with damp cloth using warm water or non bleach detergent
Never stow away wet or dirty.



This product meets the flammability requirements of CPAI - 84. The fabric may burn if left in continuous contact with any flame source.

The application of any foreign substance to the product fabric, may render the flame resistant properties ineffective.

EXTREME CAUTION!

Never use any fuel burning oxygen consuming device, or any device that produce any fumes, including, stoves, lanterns, candles, hibachis, or heaters in or around your product. This could result in carbon monoxide poisoning, injury and/or death.

manufactured in our state of the art factory in china

WARRANTY

Warranty Term :

3 years from the date of purchase

What is covered:

Warrants to the original purchaser that its products are free from defects in material and workmanship.

What Is Not Covered:

Shall not be responsible for the natural breakdown of materials that occurs inevitably with extended use(e.g., Ultraviolet(UV)light damage on tents,exhausted zippers), or defects caused by accident, abuse, alteration, animal attack, storm damage, misuse or improper care.

What Will Do:

If after inspection we find that a product failed due to a manufacturing or material defect,we will repair or replace the product, at our option, without charge.

How to Obtain Warranty Service :

Return the product, freight prepaid, to the GIGATENT Customer service department. For return authorization e-mail our office and obtain an Authorization number, Authorization numbers are valid for 30 days from the date of issuance, and must be obtained within 30 days of ship date. Returns will be handled in timely matter Collect shipments or shipments without return authorization will not be accepted.

Repairs:

If your Product needs service or repair due to normal wear and tear, animal attack, accident or some other reason that is not covered under the warranty we will provide the necessary service for a reasonable charge, plus shipping and handling. We require that products accepted for any repair most be properly cleaned according to our recommended care instructions. Please send your product or component that requires repair (e.g. tent fly), postage prepaid, along with a description of what needs attention.

REPLACEMENT PARTS:

Replacement parts may be ordered with consumer service at 1- 877 - TENTS 01 (873-8601)

We accept Visa Master Card and American express.

• WWW.GIGATENT.COM •